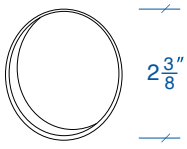
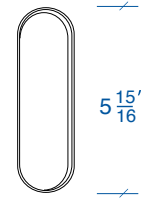


ADDITIONAL OPTIONS : HARDWARE



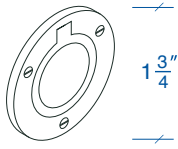
Flush Pull, RP-60

Optional turned stainless steel round pull for sliding panels.



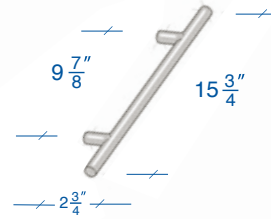
Flush Pull, OP-150

Optional brush stainless steel oval pull for sliding panels.



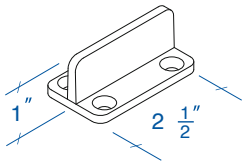
Ring Pull

Comes with folding, pivoting, pocket & wing wall systems.



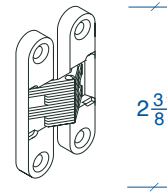
ADA Pull Handle

18 inch handicap compliant pull hardware can be added to sliding & pivoting systems.



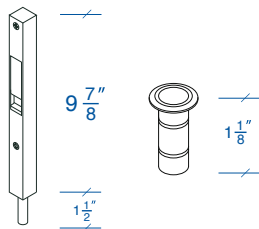
Grey Floor Guide

Surface mounted to the finished floor and used in all bypassing and wing wall systems to minimize panel sway and align doors.



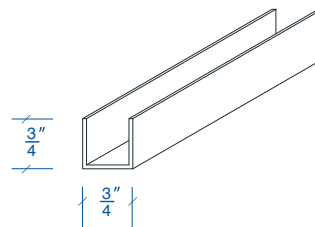
Invisible Hinge

Used on our folding doors. Hinge is not visible when doors are closed.



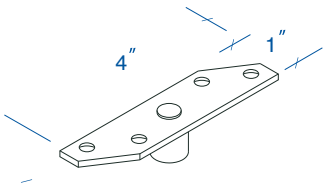
Flush Bolt & Dust Proof Strike

Specially designed bolt extends 1-1/2" to help stabilize doors. Strike is flush with the top of finished floor. Spring loaded plate receives flush bolt throw and keeps dust out.



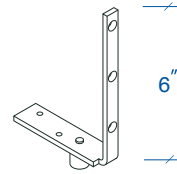
Floor track

Used with door guides. 3/4" square mill finish aluminum channel is flush mounted in the finished floor.



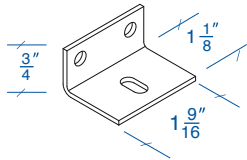
Door Guide 106/N

Used in conjunction with floor track, door guides help minimize flex and add panel stability.



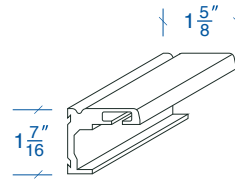
Door Guide 21/N

Door guide is used in conjunction with floor track. Fits to the end of leading door. Used primarily in folding systems, helps minimize flex and add stability. *For FE Model 225 systems.



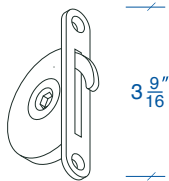
HE Wall Mount Bracket

Bolts to the top of our Standard HE track and allows track to be wall mounted. Can be left exposed or hidden with trim fascia.



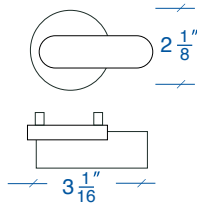
40/b Wall Mount Bracket

Continuous bracket that runs the length of the track and allows our Low Profile 40/b track to be wall mounted.



Giro Door Connector

Used to join doors at the edge on the same plane. They can be used to make single doors act as one wider door.



ADA Lock

Suits most ADA compliant needs, some turn on one side coin release on the other. Available for Model 225/175/175F.



Privacy Lock, KA

Our most popular lock. Thumb turn on one side, emergency coin release on the other side. Available for Model 225/175/175F.



Privacy Lock, AGB

Commonly used in key/key and key/thumb turn locking applications where increased security is required. Available for Model 225/175/175F.



Floor Strike Lock

Comes with active and passive turns. Strikes to the floor. Available for Model 175/225