


## QUICKSHIP PROGRAM

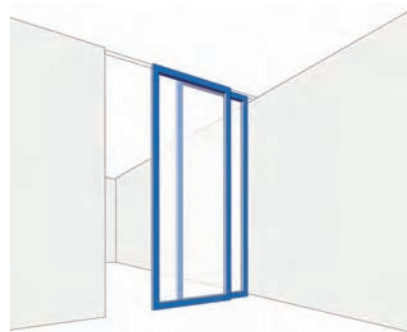
### What is Quickship?

Our Quickship program offers reduced lead time on select systems using standard size panels. If you can build your opening to fit a standard size system (and finish choices are in stock) your order will ship in 30 business days from purchase date. See *individual system pages for standard system size dimensions*.


The following systems are available in our quickship program. Model 225 and model 175 only. Flush door is not available for Quickship.




(S) Sliding *pg. 9*



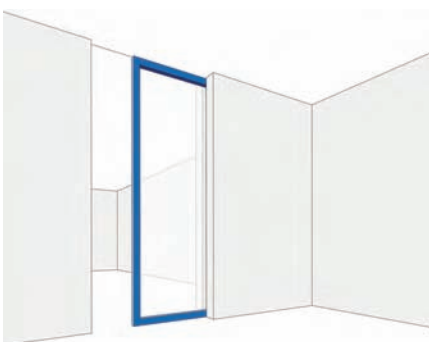
(SB) Sliding Bypassing *pg. 11*



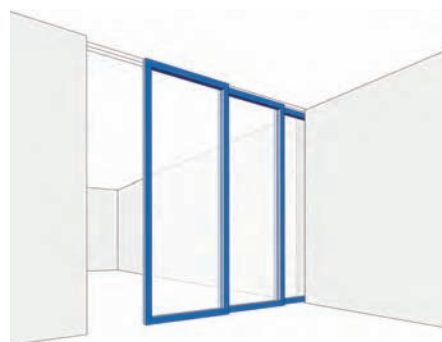
(SW) Sliding Wall *pg. 13*




(SWW) Sliding Wing Wall *pg. 15*



(SP) Sliding Pocket *pg. 17*


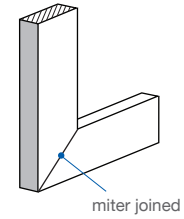


(SPW) Sliding Pocket Wall *pg. 19*



### High Quality Laminate

Selected from our high quality laminate collection of frame finishes, the above finishes are available for quickship. See page 43 for a complete list of finishes. Call to find out if any other frame finishes are in stock.



Clear Frosted



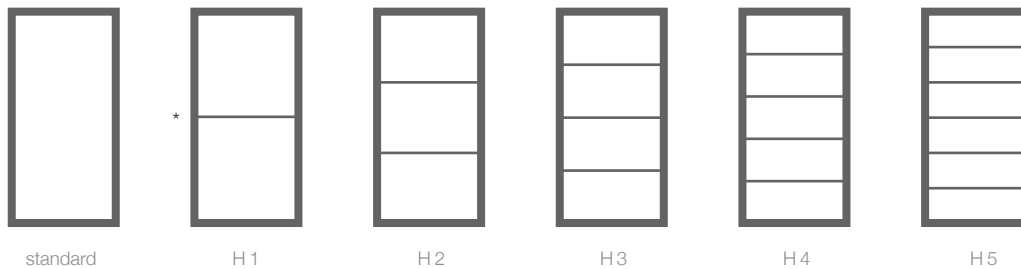
Opal Frosted



Clear Transparent

### Cores

Choose clear frosted, opal frosted or clear transparent for your core layer. 1/8" core layer can also be specified in our model 175 product line only.



### Lattice

Optional lattice design can also be specified for Quickship, using a number of evenly spaced horizontal bars.

\* By default, H1 is centered in the panel but can be specified any height from the bottom of the door. e.g. H1-36"