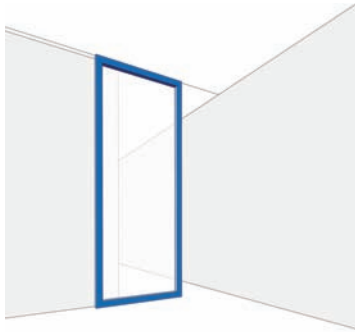


QUICKSHIP PROGRAM

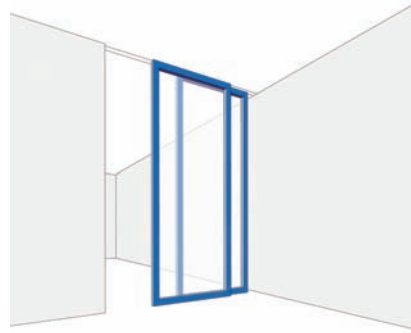
What is Quickship?

Our Quickship program offers reduced lead time on select systems using standard size panels. If you can build your opening to fit a standard size system (and finish choices are in stock) your order will ship in 30 business days from purchase date. See individual system pages for standard system size dimensions.

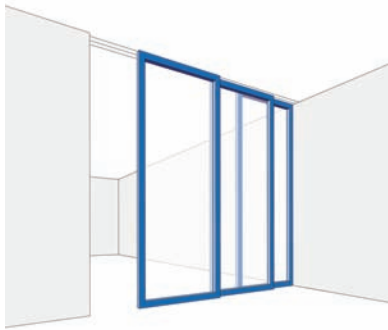
The following systems are available in our quickship program. Model 225 and model 175 only. Flush door is not available for Quickship.



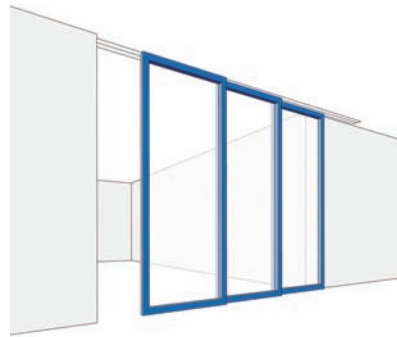
(S) Sliding *pg. 9*



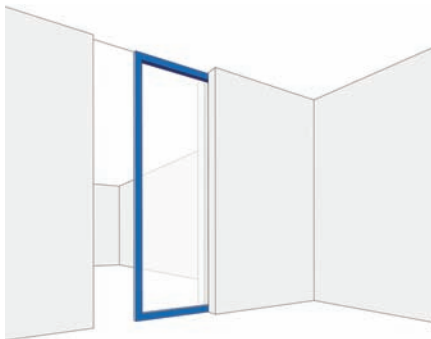
(SB) Sliding Bypassing *pg. 11*



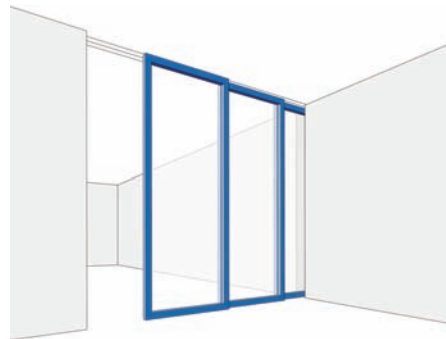
(SW) Sliding Wall *pg. 13*




(SWW) Sliding Wing Wall *pg. 15*



(SP) Sliding Pocket *pg. 17*



(SPW) Sliding Pocket Wall *pg. 19*



Brown Cypress



Maple




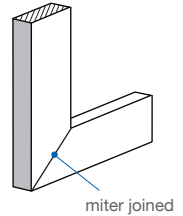
Satin White



Brushed Steel

High Quality Laminate

Selected from our high quality laminate collection of frame finishes, the above finishes are available for quickship. See page 43 for a complete list of finishes. Call to find out if any other frame finishes are in stock.



Clear Frosted



Opal Frosted

Cores

Choose clear frosted or opal frosted for your core layer. 1/8" core layer can also be specified in our model 175 product line only.




standard



*

H1



H2



H3



H4



H5

Lattice

Optional lattice design can also be specified for Quickship, using a number of evenly spaced horizontal bars.

* By default, H1 is centered in the panel but can be specified any height from the bottom of the door. e.g. H1-36"